




ZIPPER 130

WSZIP130

- Cuts porcelain, granite, marble, single and double fired, brick, cement and more.
- Tilting motor assembly for bevel cuts 0° to 45°
- Sliding motor assembly.
- Belt driven 2.2hp motor.
- 110 volts. | 25 amps.
- 3,360 RPM | 2,400 blade rotation.
- Optimized motor torque and cutting capacity.
- Four readjustable polypropylene pulleys.
- Reinforced internal bearings.
- Cast and extruded aluminum framework.
- Extruded aluminum rail.
- Adjustable cutting depth.
- Maximum cutting depth 120mm in a single-pass; 240mm in double-pass.
- Adjustable square for long lasting precision.
- Telescopic legs with double-safety device.
- Floating blade guard remains in contact with tile.
- Accomodated 12" and 14" blade.
- Easy-to remove 10gal. polypropylene basin.
- Heavy duty water pump.
- Two jet nozzles for superior blade cooling.

CUTTING THICKNESS	MITER THICKNESS	CUTTING LENGTH	CUTTING WIDTH	DIAGONAL CUT	DIMENSIONS	UNIT NET WEIGHT
120mm 4 ³ / ₄ "	80mm 3 ¹ / ₈ "	130cm 51 ¹ / ₈ "	∞	90 x 90 cm 35 ³ / ₈ " x 35 ³ / ₈ "	170 x 70xh 95cm 67" x 27" xh 37"	98kg 216 lbs.


ZIPPER SERIES



ZIPPER SERIES




ACCESSORIES



DSRDBC

Red brick dressing stone used for all diamond blades.
45 x 230xh 25 mm
1.75" x 9" xh 1"



WSEXTKIT

Folding side extensions and 90° sliding square for ALL Zipper saws.



WSBROLL

Side roller bench.
Free-standing 28"x20"
5-roller bench.
Adjustable legs.



WSMSQ

Easy to install side square. Set up on right side of saw.



WSTH130

Side roller bench.
Free-standing
28" x 20" work area
with five rollers.
Adjustable legs.



WSSQ9045LEFT

Sliding square for 45° and 90° angles.



WSSQ9045

Sliding square for 45° and 90° angles.



WSSQ90

Sliding square for 90° angles.



WSMSQP

Side roller bench.
Free-standing 28" x
20" work area with five
rollers.
Adjustable legs.



WS8FL

8" flange for 12" and
14" blade, provides
maximum hold and
rigidity.



WSMFKZ130

Manual feed kit with
wheel for Zipper 130.