




BACK-FINISHER








BDCBF

- Back-finisher connection for Bulldog machines.
- Removes the the texture relief on back of tile.
- Removes it closest to the edge of tile that may be exposed.
- Parallel of removal at 45° angle--depending on wheel.
- Heavy duty water pumps for wheel cooling.
- With a 45° diamond wheel, the back-finisher removes a thin layer of 'back-texture', leaving a smooth and clean area to install.
- With a 90° wheel the machine produces a small 45° bevel on the back of tile-edge.



SHAPING LENGTH	SHAPING WIDTH	DIMENSIONS	UNIT NET WEIGHT
120 cm 47¼"	4 cm - 60 cm 1½" - 23⅝"	63 x 75xh 90cm 25" x 29½" xh 35½"	41kg 90 lbs.

BULLDOG MACHINES






ACCESSORIES



BDWT

High Capacity removable water tank with heavy duty pump.



DSWBD

Replacement dressing stone for bulldog
1" x 8" xh $\frac{3}{8}$ "



P114TOK05A

Optional connecting rail for Bulldog (BD2WD) to connect back finisher.



P114TOK06A

Optional connecting rail for Bulldog (BD1WD) to connect back finisher.