












SINGLE-HEAD BULLDOG

BD1WD

- Bulldog machine with single-head bullnose.
- Gear ratio of motor to wheel 1 : 1.6
- Drive belt type poly V
- Motor 1.5 HP
- Motor 3,660 RPM
- Wheel performs 5,370 RPM
- Heavy duty water pumps for blade cooling
- Full bullnose and beveling.
- Create 1/2 bullnose
- Full bullnose
- 45° bevel
- Works on marble, granite, porcelain, single and double-fired.
- Three levels of finish: rough | finished | polished
- Maximum length of shaping 80cm (31.5")
- Minimum tile width 4cm (1.5")
- Maximum tile width 60cm (23 5/8")
- Maximum depth shaping/radius half bullnose: 30mm (1 3/16")
- Maximum depth of shaping full bullnose: 22mm (7/8")

SHAPING LENGTH	SHAPING WIDTH	MAX. FULL BULLNOSE	MAX. HALF-BULLNOSE	DIMENSIONS	UNIT NET WEIGHT
80 cm	4 cm - 60 cm	22 mm	30 mm	90 x 80xh 70cm	75kg
31½"	1½" - 23⅝"	⅞"	1⅜"	35½" x 31½" xh 27½"	165.3 lbs.

BULLDOG MACHINES






ACCESSORIES



BDWT

High Capacity removable water tank with heavy duty pump.



DSWBD

Replacement dressing stone for bulldog
1" x 8" xh $\frac{3}{8}$ "



BDSETT

Extension side table
for Bulldog single-head
(BD1WD)