












## DUAL-HEAD BULLDOG


### BD2WD

- Bulldog machine with single-head bullnose.
- Gear ratio of motor to wheel 1 : 1.6
- Drive belt type poly V
- Motor 1.5 HP
- Motor 3,660 RPM
- Wheel performs 5,370 RPM
- Heavy duty water pumps for blade cooling
- Full bullnose and beveling.
- Create 1/2 bullnose
- Full bullnose
- 45° bevel
- Works on marble, granite, porcelain, single and double-fired.
- Three levels of finish: rough | finished | polished
- Maximum length of shaping 80cm (31.5")
- Minimum tile width 4cm (1.5")
- Maximum tile width 60cm (23 5/8")
- Maximum depth shaping/radius half bullnose: 30mm (1 3/16")
- Maximum depth of shaping full bullnose: 22mm (7/8")

SHAPING LENGTH	SHAPING WIDTH	MAX. FULL BULLNOSE	MAX. HALF-BULLNOSE	DIMENSIONS	UNIT NET WEIGHT
120 cm 47 1/4"	4 cm - 60 cm 1 1/2" - 23 5/8"	22 mm 7/8"	30 mm 1 3/16"	113 x 80xh 70cm 44 1/2" x 31 1/2" xh 27 1/2"	136kg 299.8 lbs.

# BULLDOG MACHINES






## ACCESSORIES



### **BDWT**

High Capacity removable water tank with heavy duty pump.




### **DSWBD**

Replacement dressing stone for bulldog  
1" x 8" xh  $\frac{3}{8}$ "



### **BD2WDAS**

Automatic system for  
BD2WD dual head ADV.



### **BDST47**

Sliding table (47")  
for bulldog.