



## SMS 220




### WSMS220



- Cuts granite, marble, porcelain, single and double-fired, brick, cement and more.
- Large Direct drive 2hp motor.
- Sliding motor assembly.
- Galvanized steel housing.
- Equipped with motor feed system with wheel kit.
- Maximum cutting depth of 90mm in single-pass; 125mm in double pass.
- Plunge cut and adjustable cutting depth.
- Pivoting blade guard remains parallel to tile.
- Tilting motor assembly for 0° to 45° bevel cuts.
- Four re-adjustable pulleys with double-internal bearings each.
- Heavy duty water pumps.
- Jet nozzles near cutting point for optimal blade cooling.
- Removable 10gal. polypropylene water basin.
- Cast and extruded aluminum framework.
- Re-adjustable square for long lasting precision.
- Telescopic legs with double-safety device.
- Accomodated 12" and 14" blade.

CUTTING THICKNESS	MITER THICKNESS	CUTTING LENGTH	CUTTING WIDTH	DIAGONAL CUT	DIMENSIONS	UNIT NET WEIGHT
90mm	50mm	220cm	∞	155 x 155 cm	270 x 85xh 85cm	120kg
3½"	2"	86⅔"		61" x 61"	106" x 33½" xh 33½"	264.6 lbs.

# SMS SERIES






## ACCESSORIES



### DSRDBC

Red brick dressing stone used for all diamond blades.  
45 x 230xh 25 mm  
1.75" x 9" xh 1"



### WSEXTKIT

Folding side extensions and 90° sliding square for ALL Zipper saws.



### WSBROLL

Side roller bench.  
Free-standing 28"x20"  
5-roller bench.  
Adjustable legs.



### WSMSQ

Easy to install side square. Set up on right side of saw.



### WS8FL

8" flange for 12" and 14" blade, provides maximum hold and rigidity.



### WSSQ9045LEFT

Sliding square for 45° and 90° angles.



### WSSQ9045

Sliding square for 45° and 90° angles.



### WSSQ90

Sliding square for 90° angles.



### WSMSQP

Side roller bench.  
Free-standing 28" x 20" work area with five rollers.  
Adjustable legs.