



R.L.S. VITE



	DETAILS	COLOR	QUANTITY
LSVITECAP100	VITE cap.	orange	100
LSVITECAP300	VITE cap.	orange	300
LSVITECAP900	VITE cap.	orange	900



	JOINT SIZE	TILE THICKNESS		QUANTITY
LSVITECLIP100	1/32" (1mm) joint.	1/8" to 5/8"	blue	100
LSVITECLIP300	1/32" (1mm) joint.	1/8" to 5/8"	blue	300
LSVITECLIP3000	1/32" (1mm) joint.	1/8" to 5/8"	blue	3000



LSVITE332CL100	3/32" (2mm)	1/8" to 5/8"	yellow	100
LSVITE332CL300	3/32" (2mm)	1/8" to 5/8"	yellow	300
LSVITE332CL3000	3/32" (2mm)	1/8" to 5/8"	yellow	3000



LSVITECLH100	Large VITE clip 1/32" (1mm).	5/8" to 1"	blue	100
LSVITECLH300	Large VITE clip 1/32" (1mm).	5/8" to 1"	blue	300
LSVITECLH2500	Large VITE clip 1/32" (1mm).	5/8" to 1"	blue	2500

- Cap and Clip lippage system.
- Twist cap onto clip until reaching grip point.
- Tighten cap to remove lippage from tile.
- Ergonomic finger grip for twisting cap on.
- Hollow cap design enables joint visibility.
- Once adhesive is set remove cap and clip.
- Remove cap and clip like other R.L.S system.
- No other tools required.
- Cap works on any clips.



R.L.S. VITE



	JOINT SIZE	TILE THICKNESS	TYPE	QUANTITY
LSVITE116CL100	1/16" (1.5mm)	1/8" to 5/8"	--	100
LSVITE116CL300	1/16" (1.5mm)	1/8" to 5/8"	--	300
LSVITE116CL3000	1/16" (1.5mm)	1/8" to 5/8"	--	3000



LSVITE116CLT100	1/16" (1.5mm)	1/8" to 5/8"	T	100
LSVITE116CLT300	1/16" (1.5mm)	1/8" to 5/8"	T	300



LSVITE116CLX100	1/16" (1.5mm)	1/8" to 5/8"	+	100
LSVITE116CLX300	1/16" (1.5mm)	1/8" to 5/8"	+	300



LSVITE18CL100	1/8" (3mm)	1/8" to 5/8"	--	100
LSVITE18CL300	1/8" (3mm)	1/8" to 5/8"	--	300
LSVITE18CL3000	1/8" (3mm)	1/8" to 5/8"	--	3000




LSVITE18CLX100	1/8" (3mm)	1/8" to 5/8"	+	100
LSVITE18CLX300	1/8" (3mm)	1/8" to 5/8"	+	300




LSVITE18CLT100	1/8" (3mm)	1/8" to 5/8"	T	100
LSVITE18CLT300	1/8" (3mm)	1/8" to 5/8"	T	300




R.L.S. VITE




VITE CLIP




CROSS VITE




T-VITE



VITE CLIP



CROSS VITE




T-VITE



VISIBILITY



CROSS VITE



LIPPAGE



R.L.S. VITE



LSVITEWR

- Washer ring for R.L.S. VITE cap.
- Scratch preventing protection.
- Like the R.L.S protector, this washer prevents any scratch or strain on tile during installation.
- Add the washer to the cap before twisting onto clip.



LSVITEXPRESS

- R.L.S. VITE accessory for cap installation.
- Use the XPRESS with an electric drill.
- The XPRESS makes for a quick installation of the R.L.S. VITE.
- Screw the R.L.S. VITE caps onto clip using the XPRESS with a consistent tightening torque set via the clutch adjustment for lippage correction.
- Unscrew the cap from the clip by reversing rotation of the screwdriver.



R.L.S. VITE



CLIP WASHER



PROTECTION



SNAP ON



CAP ON CLIP



SPIN



TIGHTEN



CROSS SECTION



REMOVE



DETATCH



R.L.S. VITE



TWIST



TWIST CAP ONTO CLIP



VERTICAL INSTALLATION



BREAKAGE



UNSCREW CLIP



REUSE CAP



R.L.S. SOS



LSVITE130SOSCL

- The RLS SOS enables you to replace a Vite cap and clip without removing or moving tiles.
- Sos clip, caps and protection ring.
- SOS clip is designed to be removed by breaking it once tile adhesive has hardened.



LSVITESOSKIT

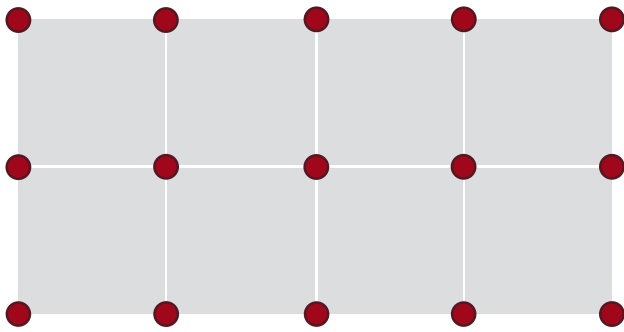
- Bucket contains 100 SOS clips, 30 caps and 30 protection rings.





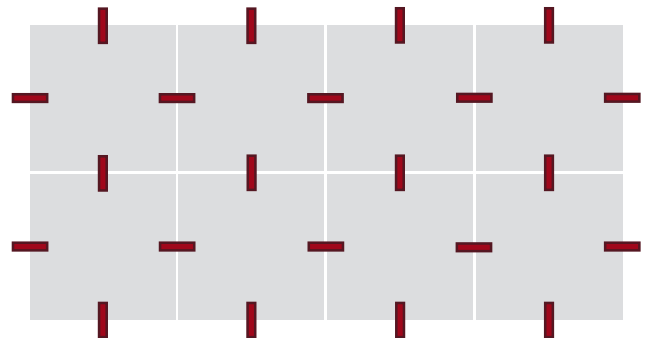
CONSUMPTION

VITE X and REGULAR LAYOUT



Cross section layout attained with the Cross VITE clips.
Example of 12" x 12" tile using 140 clips for 100 sq.ft.

REGULAR CLIP LAYOUT



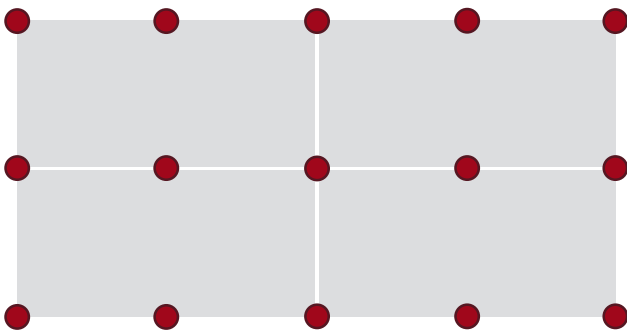
Regular clip layout for square tile.
Example of 12" x 12" tile using 98 clips for 100 sq.ft.

TILE SIZE (inches)	VITE CLIP per 100 sqft. including intersections	R.L.S and VITE CLIP per 100 sqft.
8" x 8"	224 clips	455 clips
12" x 12"	140 clips	401 clips
16" x 16"	186 clips	223 clips
24" x 24"	72 clips	98 clips
36" x 36"	52 clips	63 clips
40" x 40"	41 clips	50 clips
48" x 48"	40 clips	46 clips
59" x 59"	32 clips	35 clips



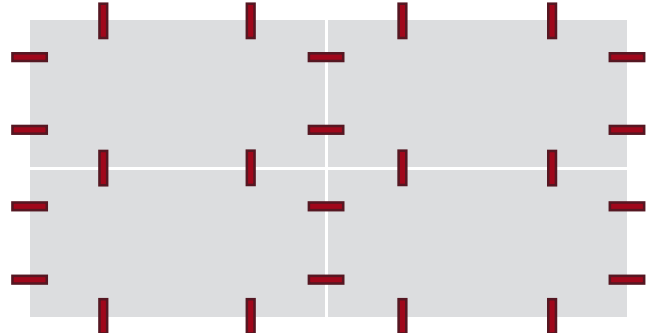
CONSUMPTION

VITE X and REGULAR LAYOUT



Cross section layout attained with the Cross VITE clips.
Example of 12" x 24" tile using 98 clips for 100 sq.ft.

REGULAR CLIP LAYOUT



Regular clip layout for
Example of 12" x 24" tile using 98 clips for 100 sq.ft.

TILE SIZE (inches)	VITE CLIP per 100 sqft. including intersections	R.L.S and VITE CLIP per 100 sqft.
12" x 16"	148 clips	299 clips
4" x 24"	297 clips	307 clips
6" x 24"	197 clips	203 clips
8" x 24"	148 clips	225 clips
12" x 24"	98 clips	197 clips
16" x 24"	109 clips	147 clips
8" x 32"	166 clips	224 clips
16" x 32"	109 clips	138 clips
71" x 32"	46 clips	52 clips
6" x 48"	198 clips	203 clips
8" x 24"	148 clips	186 clips
12" x 48"	98 clips	146 clips
12" x 16"	59 clips	72 clips