











R.L.S. HD

	JOINT SIZE	TILE THICKNESS	COLOR	QUANTITY	
	LS250C116HD	1/16" (1.5mm)	1/8" (2.5 mm) to 1/2" (13 mm)	white	250
	LS500C116HD	1/16" (1.5mm)	1/8" (2.5 mm) to 1/2" (13 mm)	white	500
	LS2200C116HD	1/16" (1.5mm)	1/8" (2.5 mm) to 1/2" (13 mm)	white	2200
	LS250C332HD	3/32" (2mm)	1/8" (2.5 mm) to 1/2" (13 mm)	yellow	250
	LS500C332HD	3/32" (2mm)	1/8" (2.5 mm) to 1/2" (13 mm)	yellow	500
	LS2200C332HD	3/32" (2mm)	1/8" (2.5 mm) to 1/2" (13 mm)	yellow	2200
	LS250C18HD	1/8" (3mm)	1/8" (2.5 mm) to 1/2" (13 mm)	red	250
	LS500C18HD	1/8" (3mm)	1/8" (2.5 mm) to 1/2" (13 mm)	red	500
	LS2200C18HD	1/8" (3mm)	1/8" (2.5 mm) to 1/2" (13 mm)	red	2200
	LS250C316HD	3/16" (4.8mm)	1/8" (2.5 mm) to 1/2" (13 mm)	grey	250
	LS500C316HD	3/16" (4.8mm)	1/8" (2.5 mm) to 1/2" (13 mm)	grey	500
	LS2200C316HD	3/16" (4.8mm)	1/8" (2.5 mm) to 1/2" (13 mm)	grey	2200



R.L.S.

	JOINT SIZE	TILE THICKNESS	COLOR	QUANTITY	
	LS300CLIP164	1/64" (0.5mm)	1/8" (2.5 mm) to 1/2" (13 mm)	green	300
	LS1600CLIP164	1/64" (0.5mm)	1/8" (2.5 mm) to 1/2" (13 mm)	green	1600
	LS100CLIP132	1/32" (1 mm)	1/8" (2.5 mm) to 1/2" (13 mm)	blue	100
	LS300CLIP132	1/32" (1 mm)	1/8" (2.5 mm) to 1/2" (13 mm)	blue	300
	LS1600CLIP132	1/32" (1 mm)	1/8" (2.5 mm) to 1/2" (13 mm)	blue	1600
	LS200CL IPL	1/16" (1.5mm)	1/2" (13mm) to 3/4" (20mm)	white	200
	LS400CL IPL	1/16" (1.5mm)	1/2" (13mm) to 3/4" (20mm)	white	400
	LS1700CL IPL	1/16" (1.5mm)	1/2" (13mm) to 3/4" (20mm)	white	1700
	LS200CL IPL18	1/8" (3mm)	1/2" (13mm) to 3/4" (20mm).	red	200
	LS400CL IPL18	1/8" (3mm)	1/2" (13mm) to 3/4" (20mm)	red	400
	LS1700CL IPL18	1/8" (3mm)	1/2" (13mm) to 3/4" (20mm)	red	1700



R.L.S.



	JOINT SIZE	TILE THICKNESS	COLOR	QUANTITY
LS250KITHD	1/16" (1.5mm)	1/8" (2.5 mm) to 1/2" (13 mm)	white	250
Included:	250 clips, 250 wedges, and LSPLIERF			



LSTPSPC

- Lippage System tile protector.
- Prevents scratches or marks on tile.
- The protector fits all the clips and wedge.
- Adapt to all RLS Clips (any clip size or joint size)
- Plastic bucket of 250.




LS250WEDGE

LS500WEDGE

LS1000WEDGE

LS500WB

- Wedge designed for all Lippage System clips.
- Plier protection lip on back of wedge.
- Strong incremented notches.
- Fits with any clip.
- Come in bags of 250, 500, or 1,000.
- Bucket of 500 wedges available.



R.L.S.





LSPLIERF

- Ergonomic, tension adjustable plier.
- Floor installation.



LSPLIERW

- Ergonomic, tension adjustable plier.
- Wall installation.





R.L.S.




PLACE CLIP



INSTALL & EMBED TILE



INSERT WEDGE




ADJUST WITH PLIERS




LET TILE SET




REMOVE CLIP AND WEDGE




R.L.S. PROTECTOR




PLACE THE PROTECTOR



FITS ALL R.L.S CLIPS



USE HAND TO PUSH WEDGE IN



USE PLIER TO PUSH WEDGE IN



INCREASE JOINT SIZE BY 0.5mm



REMOVE WITH Mallet